



Individual Results











Phase 3



Monpazier - Monpazier (FRA) 01-09-2017 - Chpnat Majors 2x70km :20 Riders

Percentages: Qualified: 85.00% Not qualified: 15.00% (including GA (ex LA): 10.00% ME: 00.00% RET: 05.00% MISC: 00.00%)

RANK	NUM.	AV. SPEED	NAT.	PHASE	RANK	ARRIVAL	IN TIME	RECOV. T.	PH. SPEED	BPM	AV. SPEED	TOTAL REC.	LAP/LEAD
1	414	19.193		1	1	10:58:08	11:00:39	00:02:31	18.302	64/56	18.302	00:02:31	01:00:39
JOEL MARESCASSIER					2	13:18:26	13:21:47	00:03:21	19.578	61/58	19.100	00:05:52	02:41:47
ULKINO DES MIRAILLES				9	3	14:55:51	14:58:50	00:02:59	19.457	62/64	19.193	00:08:51	03:38:50
- - MARESCASSIER JOEL												Total Riding Time: 03:38:50	
2	400	19.094		1	16	10:58:09	11:05:57	00:07:48	16.831	50/48	16.831	00:07:48	01:05:57
CLAUDE ROBIN					2	13:17:56	13:23:11	00:05:15	20.363	62/56	18.936	00:13:03	02:43:11
SANDRO DE VARNEUIL				11	3	14:54:03	14:59:58	00:05:55	19.548	62/60	19.094	00:18:58	03:39:58
Lap / preceding :00:01:08													
- - ROBIN CLAUDE												Total Riding Time: 03:39:58	
3	411	19.087		1	2	10:58:09	11:02:14	00:04:05	17.836	59/52	17.836	00:04:05	01:02:14
HENRI BALLER					2	13:18:06	13:22:20	00:04:14	19.780	62/60	19.035	00:08:19	02:42:20
OKHTAR AL KETHEBE				12	3	14:55:53	15:00:03	00:04:10	19.232	64/60	19.087	00:12:29	03:40:03
Lap / preceding :00:00:05													
- - BALLER HENRI												Total Riding Time: 03:40:03	
4	406	18.520		1	13	10:59:53	11:04:50	00:04:57	17.121	59/60	17.121	00:04:57	01:04:50
ANNIE MARCHANT					2	13:18:32	13:25:55	00:07:23	19.588	64/64	18.624	00:12:20	02:45:55
ALASKA DE RIVOIRON				7	3	15:00:16	15:06:47	00:06:31	18.237	64/60	18.520	00:18:51	03:46:47
Lap / preceding :00:06:44													
- - MARCHANT ANNIE												Total Riding Time: 03:46:47	
5	410	18.460		1	5	10:59:49	11:02:49	00:03:00	17.670	64/68	17.670	00:03:00	01:02:49
KARINE VILQUIN					2	13:18:33	13:26:35	00:08:02	19.081	62/62	18.549	00:11:02	02:46:35
RECIF EL INDALO				12	3	15:00:31	15:07:31	00:07:00	18.217	63/64	18.460	00:18:02	03:47:31
Lap / preceding :00:00:44													
- - PASTOR ROBERT												Total Riding Time: 03:47:31	
6	412	18.371		1	18	10:59:53	11:06:05	00:06:12	16.797	64/60	16.797	00:06:12	01:06:05
DANIEL MALDERA					2	13:18:28	13:28:25	00:09:57	19.349	64/64	18.347	00:16:09	02:48:25
OTELLO DE RIVOIRON				15	3	15:00:29	15:08:37	00:08:08	18.439	63/60	18.371	00:24:17	03:48:37
Lap / preceding :00:01:06													
- - MALDERA DANIEL												Total Riding Time: 03:48:37	
7	407	18.339		1	4	10:59:42	11:02:36	00:02:54	17.732	59/60	17.732	00:02:54	01:02:36
SEBASTIEN ROUCHY					2	13:18:34	13:25:48	00:07:14	19.186	61/56	18.637	00:10:08	02:45:48
OBSESSION SKY				15	3	15:00:28	15:09:01(2)	00:08:33	17.559	50/70	18.339	00:18:41	03:49:01
Lap / preceding :00:00:24													
- - LISTE ROUGE												Total Riding Time: 03:49:01	
8	419	17.759		1	3	11:00:28	11:02:23	00:01:55	17.793	0	17.793	00:01:55	01:02:23
MARIE PIERRE PRADIE					2	13:31:42	13:34:20	00:02:38	17.687	57/62	17.725	00:04:33	02:54:20
KOHEILAN GERDA P				12	3	15:13:36	15:16:30	00:02:54	17.855	61/64	17.759	00:07:27	03:56:30
Lap / preceding :00:07:29													
- - SAPONE RENALDO												Total Riding Time: 03:56:30	
9	404	17.730		1	7	10:59:42	11:03:59	00:04:17	17.348	64/64	17.348	00:04:17	01:03:59
FLORENCE SADOUILLETTE					2	13:25:33	13:29:52	00:04:19	18.700	60/64	18.191	00:08:36	02:49:52
MAJOR TOM				17	3	15:10:22	15:16:53	00:06:31	16.563	64/60	17.730	00:15:07	03:56:53
Lap / preceding :00:00:23													
- - SADOUILLETTE FLORENCE												Total Riding Time: 03:56:53	
10	401	17.710		1	11	10:59:49	11:04:31	00:04:42	17.205	53/56	17.205	00:04:42	01:04:31
VINCENT LONGO					2	13:18:33	13:30:41(2)	00:12:08	18.650	56/60	18.104	00:16:50	02:50:41
VARTAGO DE MONTEGUT				8	3	15:10:20	15:17:09	00:06:49	16.700	62	17.710	00:23:39	03:57:09
Lap / preceding :00:00:16													
- - LONGO VINCENZO												Total Riding Time: 03:57:09	

RANK	NUM.	AV. SPEED	NAT.	PHASE	RANK	ARRIVAL	IN TIME	RECOV. T.	PH. SPEED	BPM	AV. SPEED	TOTAL REC.	LAP/LEAD
10	413	17.710		1	12	11:00:24	11:04:44	00:04:20	17.147	53/58	17.147	00:04:20	01:04:44
RENALDO SAPONE				2	10	13:27:32	13:31:25	00:03:53	18.560	63/60	18.026	00:08:13	02:51:25
TAFFALAT DE LA PALUD			10	3	10	15:10:21	15:17:09	00:06:48	16.886	63/60	17.710	00:15:01	03:57:09
Lap / preceding :00:00:00													
- - SAPONE RENALDO												Total Riding Time: 03:57:09	
12	408	17.597		1	6	11:00:26	11:03:29	00:03:03	17.485	62/58	17.485	00:03:03	01:03:29
CORINNE THEOLISSAT				2	15	13:31:43	13:37:59(2)	00:06:16	17.293	56/60	17.361	00:09:19	02:57:59
YOU TWO DE LA LOUBE			9	3	12	15:13:14	15:18:41	00:05:27	18.287	61/60	17.597	00:14:46	03:58:41
Lap / preceding :00:01:32													
- - MOUROU JUSTIN												Total Riding Time: 03:58:41	
13	409	17.582		1	17	11:00:04	11:05:58	00:05:54	16.827	60/60	16.827	00:05:54	01:05:58
CHRISTIAN MALTRAVERSI				2	13	13:27:33	13:35:14	00:07:41	18.121	63/60	17.634	00:13:35	02:55:14
SHAHANE			11	3	13	15:13:47	15:18:53	00:05:06	17.439	64/60	17.582	00:18:41	03:58:53
Lap / preceding :00:00:12													
- - MALTRAVERSI CHRISTIAN												Total Riding Time: 03:58:53	
14	415	17.413		1	14	11:00:06	11:05:00	00:04:54	17.077	54/52	17.077	00:04:54	01:05:00
FLORENT CHEINET				2	11	13:27:33	13:33:19	00:05:46	18.280	63/64	17.829	00:10:40	02:53:19
HASSANIA DE L'ORCAS			11	3	14	15:13:49	15:21:12	00:07:23	16.352	57/60	17.413	00:18:03	04:01:12
Lap / preceding :00:02:19													
- - CHEINET FLORENT												Total Riding Time: 04:01:12	
15	402	17.400		1	15	10:59:50	11:05:22(2)	00:05:32	16.981	56/60	16.981	00:05:32	01:05:22
ISABELLE DAGRON				2	14	13:27:32	13:35:19	00:07:47	18.008	64/64	17.625	00:13:19	02:55:19
TIGARA EOLE			10	3	15	15:13:50	15:21:23	00:07:33	16.801	62/64	17.400	00:20:52	04:01:23
Lap / preceding :00:00:11													
- - DAGRON ISABELLE												Total Riding Time: 04:01:23	
16	417	16.201		1	9	11:00:28	11:04:05	00:03:37	17.321	60/60	17.321	00:03:37	01:04:05
JACKY DELOINCE				2	16	13:41:00	13:45:32	00:04:32	16.303	58/60	16.655	00:08:09	03:05:32
RAFIKSTARZ DU RUE			12	3	16	15:33:06	15:39:15	00:06:09	15.058	58/60	16.201	00:14:18	04:19:15
Lap / preceding :00:17:52													
- - JANNIN AUDREY												Total Riding Time: 04:19:15	
17	420	15.606		1	18	11:00:05	11:06:05	00:06:00	16.797	52/60	16.797	00:06:00	01:06:05
MICHELINE AUDIBERT				2	17	13:40:56	13:47:36	00:06:40	16.294	61/60	16.471	00:12:40	03:07:36
VIVALDI DE LA TAVE			8	3	17	15:43:05	15:49:08	00:06:03	13.614	61/56	15.606	00:18:43	04:29:08
Lap / preceding :00:09:53													
- - LE HARAS DU PRIOULA E.A.R.L.												Total Riding Time: 04:29:08	
NQ	403	RET		1	8	11:00:03	11:04:02	00:03:59	17.335	63/56	17.335	00:03:59	01:04:02
CHARLES D HUYVETTER				2	18	13:42:40	13:52:07(2)	00:09:27	15.459	59/58	16.084	00:13:26	03:12:07
TEXAS DE LA REVERIE			10	3	RET	16:04:57	16:27:37(2)	00:22:40	9.610	55/56	13.653	00:36:06	05:07:37
Lap / preceding :00:38:29													
- - MELIN DANIEL													
NQ	416	LA		1	10	10:57:55	11:04:23	00:06:28	17.240	61/56	17.240	00:06:28	01:04:23
BERNARD VIENNE				2	LA	13:18:08	13:29:18	00:11:10	18.872	59	18.252	00:17:38	02:49:18
RIAD			12										
Lap / preceding :21:41:41													
- - VIENNE ERIC													
NQ	418	LA		1	LA	10:59:59	11:07:41	00:07:42	16.400	0	16.400	00:07:42	01:07:41
ELISABETH DE RIDDER													
URIAM EL NEFOUS			9										
Lap / preceding :22:18:23													
- - DE RIDDER ELIZABETH													

WD=Withdrawn, RET=Retired, DSQ=Disqualified, FNR=Finished not ranked, LA=Lame, MI=Minor injury, CI=Catastrophic injury, ME=Metabolic, ME-TR=Metabolic invasive treatment, OT=Out of time, FTC: Failed to complete

